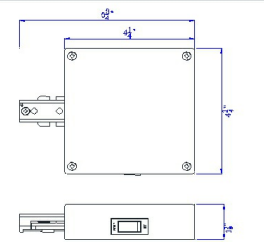
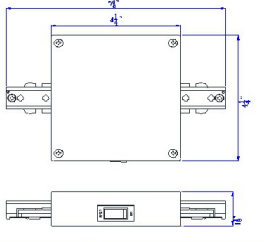
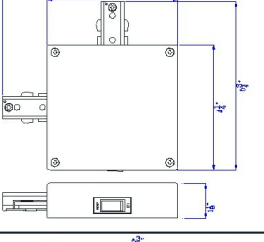
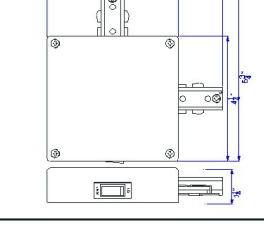


Product No. HT-101-1A-WH



| Description: single Live End with current limiter | | | | |  |
|---|------|---------|--------|-----------|---|
| Model No. | AMP. | Length. | Width. | Thickness | |
| HT-100-1A | 1A | 4 1/4" | 5 3/4" | 1 1/8" | |
| HT-100-3A | 3A | 4 1/4" | 5 3/4" | 1 1/8" | |
| HT-100-5A | 5A | 4 1/4" | 5 3/4" | 1 1/8" | |
| HT-100-7.5A | 7.5A | 4 1/4" | 5 3/4" | 1 1/8" | |
| HT-100-10A | 10A | 4 1/4" | 5 3/4" | 1 1/8" | |
| HT-100-12A | 12A | 4 1/4" | 5 3/4" | 1 1/8" | |
| Description: Double Live End with current limiter | | | | |  |
| Model No. | AMP. | Length. | Width. | Thickness | |
| HT-101-1A | 1A | 7 1/8" | 4 1/4" | 1 1/8" | |
| HT-101-3A | 3A | 7 1/8" | 4 1/4" | 1 1/8" | |
| HT-101-5A | 5A | 7 1/8" | 4 1/4" | 1 1/8" | |
| HT-101-7.5A | 7.5A | 7 1/8" | 4 1/4" | 1 1/8" | |
| HT-101-10A | 10A | 7 1/8" | 4 1/4" | 1 1/8" | |
| HT-101-12A | 12A | 7 1/8" | 4 1/4" | 1 1/8" | |
| Description: Double Live End (left) with current limiter | | | | |  |
| Model No. | AMP. | Length. | Width. | Thickness | |
| HT-102-1A | 1A | 5 3/4" | 5 3/4" | 1 1/8" | |
| HT-102-3A | 3A | 5 3/4" | 5 3/4" | 1 1/8" | |
| HT-102-5A | 5A | 5 3/4" | 5 3/4" | 1 1/8" | |
| HT-102-7.5A | 7.5A | 5 3/4" | 5 3/4" | 1 1/8" | |
| HT-102-10A | 10A | 5 3/4" | 5 3/4" | 1 1/8" | |
| HT-102-12A | 12A | 5 3/4" | 5 3/4" | 1 1/8" | |
| Description: Double Live End (right) with current limiter | | | | |  |
| Model No. | AMP. | Length. | Width. | Thickness | |
| HT-103-1A | 1A | 5 3/4" | 5 3/4" | 1 1/8" | |
| HT-103-3A | 3A | 5 3/4" | 5 3/4" | 1 1/8" | |
| HT-103-5A | 5A | 5 3/4" | 5 3/4" | 1 1/8" | |
| HT-103-7.5A | 7.5A | 5 3/4" | 5 3/4" | 1 1/8" | |
| HT-103-10A | 10A | 5 3/4" | 5 3/4" | 1 1/8" | |
| HT-103-12A | 12A | 5 3/4" | 5 3/4" | 1 1/8" | |

Description

1 amp current delimiter, double live end
 Durable Metal Construction
 For Use with HT-270,271,272 and 273 Series
 End Connection Capable
 1 Amp @ 120V =120W
 On/Off Switch on Base
 Double Live End
 Control your energy consumption with this
 end feed capable delimiter. It is constructed
 with a durab

Technical Specifications

| | |
|-------------------------|--------------|
| UPC | 020193067284 |
| Wattage | 120W |
| Switch Type | ON/OFF |
| Bulb Base | X |
| Number of Lights | X |
| Color | White |

| | |
|----------------------------|---------------------------|
| Carton 1 Dimensions | 6.80 x 15.80 x 30.50 |
| Carton 2 Dimensions | 0.00 x 0.00 x 30.50 |
| Package Dimensions | L: 30.50 W: 15.80 H: 6.80 |