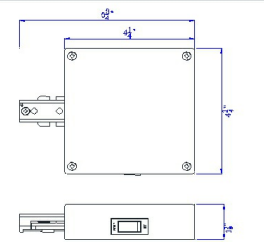
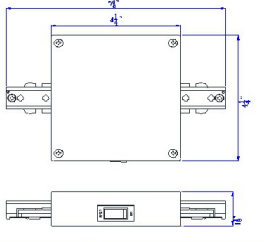
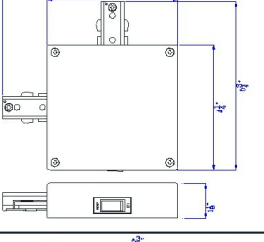
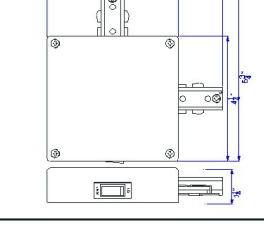


Product No. HT-103-1A-BK



Description: single Live End with current limiter					
Model No.	AMP.	Length.	Width.	Thickness	
HT-100-1A	1A	4 1/4"	5 3/4"	1 1/8"	
HT-100-3A	3A	4 1/4"	5 3/4"	1 1/8"	
HT-100-5A	5A	4 1/4"	5 3/4"	1 1/8"	
HT-100-7.5A	7.5A	4 1/4"	5 3/4"	1 1/8"	
HT-100-10A	10A	4 1/4"	5 3/4"	1 1/8"	
HT-100-12A	12A	4 1/4"	5 3/4"	1 1/8"	
Description: Double Live End with current limiter					
Model No.	AMP.	Length.	Width.	Thickness	
HT-101-1A	1A	7 1/8"	4 1/4"	1 1/8"	
HT-101-3A	3A	7 1/8"	4 1/4"	1 1/8"	
HT-101-5A	5A	7 1/8"	4 1/4"	1 1/8"	
HT-101-7.5A	7.5A	7 1/8"	4 1/4"	1 1/8"	
HT-101-10A	10A	7 1/8"	4 1/4"	1 1/8"	
HT-101-12A	12A	7 1/8"	4 1/4"	1 1/8"	
Description: Double Live End (left) with current limiter					
Model No.	AMP.	Length.	Width.	Thickness	
HT-102-1A	1A	5 3/4"	5 3/4"	1 1/8"	
HT-102-3A	3A	5 3/4"	5 3/4"	1 1/8"	
HT-102-5A	5A	5 3/4"	5 3/4"	1 1/8"	
HT-102-7.5A	7.5A	5 3/4"	5 3/4"	1 1/8"	
HT-102-10A	10A	5 3/4"	5 3/4"	1 1/8"	
HT-102-12A	12A	5 3/4"	5 3/4"	1 1/8"	
Description: Double Live End (right) with current limiter					
Model No.	AMP.	Length.	Width.	Thickness	
HT-103-1A	1A	5 3/4"	5 3/4"	1 1/8"	
HT-103-3A	3A	5 3/4"	5 3/4"	1 1/8"	
HT-103-5A	5A	5 3/4"	5 3/4"	1 1/8"	
HT-103-7.5A	7.5A	5 3/4"	5 3/4"	1 1/8"	
HT-103-10A	10A	5 3/4"	5 3/4"	1 1/8"	
HT-103-12A	12A	5 3/4"	5 3/4"	1 1/8"	

Description

1 amp current delimiter, double live end RIGHT
 Durable Metal Construction
 For Use with HT-270,271,272 and 273 Series
 End Connection Capable
 1 Amp @ 120V =120W
 On/Off Switch on Base
 Double Live End-Right
 Control your energy consumption with this end feed capable delimiter. It is constructed with a durab

Technical Specifications

UPC	020193067284
Wattage	120W
Switch Type	ON/OFF
Bulb Base	X
Number of Lights	X
Color	Black

Carton 1 Dimensions	6.80 x 15.80 x 30.50
Carton 2 Dimensions	0.00 x 0.00 x 30.50
Package Dimensions	L: 30.50 W: 15.80 H: 6.80